

STRONGHOLD

Fire & Security cc

EMERGENCY ESCAPE DOOR **BROCHURE**





STRONGHOLD EMERGENCY ESCAPE DOORS

SANS regulation stipulates that all final Emergency Escape Doors leading directly into day-light opening need not be a 'Classed' Fire Door however, it must be protected from the elements and fitted with regulatory Escape Hardware.

Doors used for emergency exits and fire escapes are mostly hinged doors and **MUST ALWAYS OPEN OUTWARDS** (in the direction of escape). They must be able to be easily opened from the inside by any person, in dark or smoky conditions – without the use of keys, tools, or special knowledge of the premises or equipment.



Where will you specify and Escape Door:

- Doors leading out directly into day-light opening
- **Final** external door used to exit a building
- **Final** external exit door leading to external fire escape
- Warehouse and factory doors for final escape

When a final Exit Door needs to be a Fire Door:

- Flammable goods manufacturing and storage facility final exits •
- **Final** exit door leading into parking areas
- All **final** exit doors in high-risk areas
- A Fire Inspectors' instruction




Ironmongery suitable for final Emergency Escape Doors:

- Panic-bolts and Push-bars
- Lever handles with Sash lock and Thumb-turn Cylinder
- Pull Handles with Deadlock and Thumb-turn Cylinders
- Non hold-open Door closers

PROTECTING YOUR DOORS FROM THE ELEMENTS

Doors exposed to moisture will swell and expand to fit too tight in their frames, preventing easy exit from a building in case of an emergency.

The moisture will also cause the face of the door to delaminate. Repairing a severely swollen door is not always possible without ruining the integrity of the door; therefore, replacement will be necessary.





WAYS TO PROTECT YOUR EXTERNAL DOORS

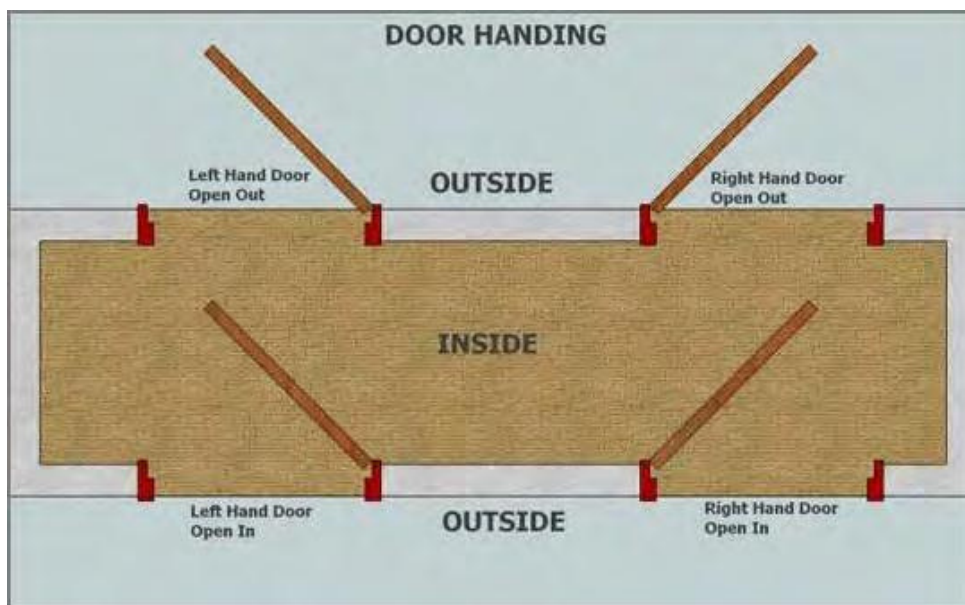
- Veneered or laminated doors must be clad with galvanised or stainless steel to external and surround channels fitted to all four edges – in the likelihood that door will be left open, both faces of the door should be protected against the elements.
- Solid wood doors must be sanded, sealed, and varnished annually.
- Mild Steel doors must be cleaned, prepped and primed with a rust proof undercoat before painting.
- Weather bar for doors flush against the external wall - an angled metal strip fixed to the sill/top of an external door to resist the penetration of water.

HOW TO DETERMINE THE HANDING OF YOUR FIRE & ESCAPE DOORS

Your door handing is always determined from the PULL side, where the hinge knuckle is visible.

Double doors have an Active Leaf and an Inactive/Passive leaf.

When ordering Double Doors – always refer to the handing of the Active Leaf.



NOTE:

It is difficult to change the handing of your door once it is hung or installed therefore, it's important that we get this right. Fire & Escape Door must always open towards the direction of escape, there are however exceptions and when doors are opening in, it will not affect how you order your doors but it will affect how we need to install the ironmongery.

As an industry norm, Ironmongery will always be fitted to Fire and Escape doors opening out towards the direction of escape, unless otherwise specified.

Business Address:
15 Derrick Rd, Spartan,
Kempton Park
1619

Postal Address: Stronghold Fire & Security cc
Postnet Suite 316
Private Bag X1
East Rand
1462

Tel: 011 822 2570

Sales Team:

Elmarie: 082 566 2913
sales@strongholdfs.co.za

Cecilia: 067 415 5833
sales1@strongholdfs.co.za

Ashkia: 082 697 6252
sales2@strongholdfs.co.za

Operations:
Trevor: 078 067 0434
ops@strongholdfs.co.za

Website: www.strongholdfs.co.za

VAT No: 4730232149

Registration No: 2006/161602/23

Products and Services

- Fire Doors • Escape Doors
- Transformer Doors • Hospital Doors
- Anti-bandit Doors • Seclusion Doors
- Lead Lined Doors • Hospitality Doors
- Steel Doors • Acoustic Doors
- Ironmongery • Insulated Doors
- Door Hardware • Security Doors

Services

Site Surveys
Fire + Escape Door Maintenance
Door Installations
Factory + On-site Door Hardware Installations
Prepping Doors to take specialised Ironmongery
Management of poor installations
Export - SADC

